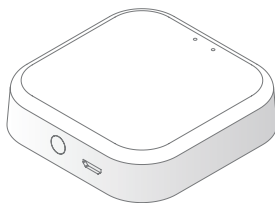


## KASTA-CCGW Cloud Connect Gateway

With the KASTA Gateway installed and using just the internet and the KASTA app on your smartphone, you can control your KASTA devices from anywhere in the world.

Voice control can be used if you subscribe to Google Home or Amazon Alexa. Learn more at [kasta.com.au/voice](http://kasta.com.au/voice)



### BEFORE YOU START

- You will need a smartphone or smart device that uses either Android or Apple iOS.
- Your smartphone or smart device needs to be connected to your Wi-Fi network with access to the internet.
- You will need to know the Wi-Fi name (SSID) and Wi-Fi password for your network.

### Unsure of your Wi-Fi name or password?

- Check if the base of your Wi-Fi modem/router has a sticker with your Wi-Fi details. This should be supplied by your ISP (internet service provider).
- Check if your ISP has supplied you with a fridge magnet with your Wi-Fi details.
- If you are unable to find your Wi-Fi network name or password, please contact your ISP for assistance before getting started.

### GETTING STARTED

#### 1. Launch the KASTA app and sign in.


If not already installed, scan the QR code below to download the KASTA app and create a KASTA account.



#### 2. Once signed in to your KASTA account, go to the DEVICE page.

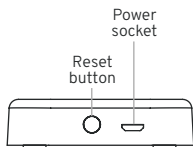


#### 3. Select the **+** symbol on the top left of the screen.



#### 4. Select **GATEWAY** then follow the instructions within the KASTA app.

## RESET BUTTON



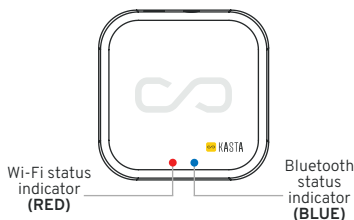
### What does the button on my Gateway do?

**9 presses:** Factory reset






#### WARNING

Pressing the button 9 times will disconnect the KASTA Gateway from your network and clear all settings. The gateway will enter 'set-up' and you will have to set up the device again using the KASTA app.

## LED INDICATOR STATUS



### What do the lights on my Gateway mean?

-  **Solid red:**  
Wi-Fi is connected.
-  **Rapid blinking red (3 blinks/second):**  
Wi-Fi is ready to set up using the app and EZ mode.
-  **Slow blinking red (1 blink/second):**  
Wi-Fi is ready to set up using the app and AP mode.
-  **Solid blue:**  
Bluetooth is connected to my KASTA network.
-  **Blinking blue:**  
Bluetooth is ready to connect to my KASTA network.

## VOICE CONTROL USING MY KASTA GATEWAY



Google Home



Amazon Alexa

Control your KASTA smart home devices with Google Home or Amazon Alexa.

For example:

“OK Google, turn on the light.”

“Alexa, set living room lights to 50%.”

You will need to have a Google Home or Amazon account, and have downloaded and be signed in to the latest version of the Google Home or Amazon Alexa app.

For more information about using voice control with KASTA, visit [kasta.com.au/voice](https://kasta.com.au/voice)

## IMPORTANT SAFETY INFORMATION

Indoor use only. Not suitable for damp or explosive environments. Complies with Australian standards.

### Need help or more information?

Contact our KASTA Support Team

**P: (02) 9168 5900**

**E: [support@kasta.com.au](mailto:support@kasta.com.au)**